


CITY OF HURSTBOURNE ACRES, KENTUCKY
MONTHLY TREASURER'S FINANCIAL REPORT
DECEMBER 2020
FOR FISCAL YEAR ENDED JUNE 30, 2021

Respectfully submitted,

A handwritten signature in black ink that reads "Amy B. Underwood CPA". The signature is written in a cursive style with a large, stylized initial "A".

Amy B. Underwood CPA

Treasurer

CITY OF HURSTBOURNE ACRES

Profit & Loss

December 2020

	Dec 20
Ordinary Income/Expense	
Income	
Insurance Premium Tax Receipts	20.26
Investment Income	
Interest / Dividend Income	0.33
Unrealized Gain (Loss)	0.00
Total Investment Income	0.33
Other Income	
Police Fines	5.00
Total Other Income	5.00
Telecommunications Tax	635.75
Total Income	661.34
Expense	
General Administration	
Accounting and Bank Fees	873.85
Covid Purchases	3,816.30
Facilities and Equipment	
Electric	104.63
Internet and Cable	103.25
Rent	650.00
Repairs and Maintenance	4.22
Water	44.60
Total Facilities and Equipment	906.70
Legal Fees	300.00
Postage, Mailing Service	110.00
Printing and Copying	150.00
Supplies	81.95
Website Maintenance	49.00
Total General Administration	6,287.80
Parks	
Electric for Parks	34.00
Maintenance	1,272.86
Water for Parks	92.76
Total Parks	1,399.62
Personnel	
City Clerk's Pay	398.18
Elected Officials Pay	2,082.60
Total Personnel	2,480.78
Police Department Expenses	
Misc Police Expenditure	
Air Card / Cell Phone	120.03
Computer Updates / Maintenance	4.95
Office Supplies	38.71
Total Misc Police Expenditure	163.69
Payroll Expenses	13,094.10
Training	
KACP Membership	100.00
Total Training	100.00
Vehicle Operations	
Fuel	289.98
Maintenance	740.00

CITY OF HURSTBOURNE ACRES
Profit & Loss
December 2020

	Dec 20
Total Vehicle Operations	1,029.98
Total Police Department Expenses	14,387.77
Recreation	
Christmas Decorations	35.31
Total Recreation	35.31
Sanitation	3,476.30
Streets	
Electric for Streets	1,576.13
Total Streets	1,576.13
Total Expense	29,643.71
Net Ordinary Income	-28,982.37
Other Income/Expense	
Other Income	
Road Fund Investment Income	
Interest / Dividend Income RF	0.00
Unrealized Gain(Loss) Road Fund	0.00
Total Road Fund Investment Income	0.00
Road Fund Muni Road Aid	0.00
Total Other Income	0.00
Other Expense	
Road Fund Expenditures	
Signs	498.75
Total Road Fund Expenditures	498.75
Total Other Expense	498.75
Net Other Income	-498.75
Net Income	-29,481.12

CITY OF HURSTBOURNE ACRES
Profit & Loss YTD Comparison
December 2020

	Dec 20	Jul - Dec 20
Ordinary Income/Expense		
Income		
ABC Income	0.00	8,900.00
Insurance Premium Tax Receipts	20.26	53,846.11
Investment Income		
Interest / Dividend Income	0.33	6,832.88
Unrealized Gain (Loss)	0.00	6,690.64
Total Investment Income	0.33	13,523.52
Other Income		
HB413	0.00	2,124.92
Permits	0.00	15.00
Police Fines	5.00	40.00
Total Other Income	5.00	2,179.92
Property Tax	0.00	201,348.13
Telecommunications Tax	635.75	3,810.75
Total Income	661.34	283,608.43
Expense		
General Administration		
Accounting and Bank Fees	873.85	5,219.24
Books, Subscriptions, Reference	0.00	256.68
City Property Tax Bill	0.00	7,547.87
Covid Purchases	3,816.30	3,816.30
Facilities and Equipment		
Electric	104.63	773.49
Equip Rental and Maintenance	0.00	594.35
Internet and Cable	103.25	713.39
Property Insurance	0.00	1,198.88
Rent	650.00	3,900.00
Repairs and Maintenance	4.22	40.64
Water	44.60	135.92
Facilities and Equipment - Other	0.00	209.64
Total Facilities and Equipment	906.70	7,566.31
Funerals / Flowers	0.00	240.45
Insurance Expense		
Insurance - Liability, D and O	0.00	22,068.08
Workers Compensation	0.00	18,380.61
Total Insurance Expense	0.00	40,448.69
Legal Fees	300.00	1,675.00
Membership Dues	0.00	1,101.45
Postage, Mailing Service	110.00	760.00
Printing and Copying	150.00	1,458.29
Supplies	81.95	81.95
Telephone, Telecommunications	0.00	1,059.07
Unaccounted For	0.00	325.00
Website Maintenance	49.00	299.00
Total General Administration	6,287.80	71,855.30
Parks		
Electric for Parks	34.00	211.37
Maintenance	1,272.86	8,812.86
Water for Parks	92.76	280.88
Total Parks	1,399.62	9,305.11
Personnel		
City Clerk's Pay	398.18	2,389.09
Elected Officials Pay	2,082.60	12,495.61

CITY OF HURSTBOURNE ACRES
Profit & Loss YTD Comparison
December 2020

	Dec 20	Jul - Dec 20
Total Personnel	2,480.78	14,884.70
Police Department Expenses		
Misc Police Expenditure		
Air Card / Cell Phone	120.03	745.68
Computer Updates / Maintenance	4.95	29.70
Medical Fees	0.00	397.00
Office Supplies	38.71	643.74
Total Misc Police Expenditure	163.69	1,816.12
Payroll Expenses	13,094.10	90,407.03
Training		
KACP Membership	100.00	100.00
Misc. Training	0.00	911.45
Taser Training	0.00	37.98
Total Training	100.00	1,049.43
Vehicle Operations		
Fuel	289.98	1,854.99
Maintenance	740.00	1,763.00
Total Vehicle Operations	1,029.98	3,617.99
Total Police Department Expenses	14,387.77	96,890.57
Recreation		
Christmas Decorations	35.31	1,381.28
Total Recreation	35.31	1,381.28
Sanitation	3,476.30	25,203.10
Streets		
Electric for Streets	1,576.13	9,585.83
Maintenance and Repairs	0.00	425.62
Total Streets	1,576.13	10,011.45
Total Expense	29,643.71	229,531.51
Net Ordinary Income	-28,982.37	54,076.92
Other Income/Expense		
Other Income		
Road Fund Investment Income		
Interest / Dividend Income RF	0.00	2,861.39
Unrealized Gain(Loss) Road Fund	0.00	2,563.31
Total Road Fund Investment Income	0.00	5,424.70
Road Fund Muni Road Aid	0.00	14,934.12
Total Other Income	0.00	20,358.82
Other Expense		
Road Fund Expenditures		
Signs	498.75	498.75
Total Road Fund Expenditures	498.75	498.75
Total Other Expense	498.75	498.75
Net Other Income	-498.75	19,860.07
Net Income	-29,481.12	73,936.99

CITY OF HURSTBOURNE ACRES

Balance Sheet

As of December 31, 2020

	Dec 31, 20
ASSETS	
Current Assets	
Checking/Savings	
ABC CASH ACCOUNT	6,813.05
EDWARD JONES GENERAL FUND	
GF - CDs @ EJ	
GF - CDs	999.98
GF - CDs Unrealized Gain (Loss)	22.91
Total GF - CDs @ EJ	1,022.89
GF - Money Market @ EJ	20,333.18
GF - Mutual Funds @ EJ	
GF - Mutual Funds	125,431.55
GF - Mutual Funds Unreal G(L)	-2,890.99
Total GF - Mutual Funds @ EJ	122,540.56
GF - Tax Exempt Muni Bonds @ EJ	
GF - Tax Exempt Muni Bonds	114,785.91
GF - Tax Exempt Muni Unreal G(L)	8,132.49
Total GF - Tax Exempt Muni Bonds @ EJ	122,918.40
GF - Taxable Muni Bonds @ EJ	
GF - Taxable Muni Bonds	34,975.69
GF - Taxable Muni Unreal G(L)	1,796.11
Total GF - Taxable Muni Bonds @ EJ	36,771.80
GF - TVA Bond @ EJ	
GF - Tenn Valley Auth Bond	49,909.77
GF - TVA Bond Unrealized G (L)	-646.01
Total GF - TVA Bond @ EJ	49,263.76
GF - Unit Trusts @ EJ	
GF - Unit Trusts	113,563.96
GF - Unit Trusts Unreal G(L)	-11,565.86
Total GF - Unit Trusts @ EJ	101,998.10
Total EDWARD JONES GENERAL FUND	454,848.69
EDWARD JONES ROAD FUND	
RF - Money Market @ EJ	79,393.93
RF - Mutual Funds @ EJ	
RF - Mutual Funds	8,694.61
RF - Mutual Funds Unreal G(L)	-116.63
Total RF - Mutual Funds @ EJ	8,577.98
RF - Tax Exempt Muni Bonds @ EJ	
RF - Tax Exempt Muni Bonds	75,084.33
RF - Tax Exempt Muni Bonds Unre	7,244.07
Total RF - Tax Exempt Muni Bonds @ EJ	82,328.40
RF - Taxable Muni Bonds @ EJ	
RF - Taxable Muni Bonds	92,402.78
RF - Taxable Muni Bonds Unreal	6,745.52
Total RF - Taxable Muni Bonds @ EJ	99,148.30
RF - TVA Bond @ EJ	
RF - Tenn Valley Auth Bond	10,368.83
RF - TVA Bond Unrealized G(L)	4,794.57
Total RF - TVA Bond @ EJ	15,163.40
Total EDWARD JONES ROAD FUND	284,612.01

CITY OF HURSTBOURNE ACRES

Balance Sheet

As of December 31, 2020

	Dec 31, 20
PNC GENERAL FUND	47,698.38
Total Checking/Savings	793,972.13
Total Current Assets	793,972.13
Fixed Assets	
Capital Assets	
Accumulated Depreciation	-176,306.00
Equipment & Fixtures	91,921.64
Infrastructure	518,720.86
Land Improvements	8,078.00
Playground Equipment	82,769.00
Vehicles	58,231.00
Total Capital Assets	583,414.50
Total Fixed Assets	583,414.50
TOTAL ASSETS	1,377,386.63
LIABILITIES & EQUITY	
Liabilities	
Current Liabilities	
Other Current Liabilities	
Payroll Liabilities	4,854.95
Total Other Current Liabilities	4,854.95
Total Current Liabilities	4,854.95
Total Liabilities	4,854.95
Equity	
Capital Assets, Net of Related	583,414.50
Reserved Fund Balance	187,242.43
Unreserved Fund Balance	527,937.76
Net Income	73,936.99
Total Equity	1,372,531.68
TOTAL LIABILITIES & EQUITY	1,377,386.63

CITY OF HURSTBOURNE ACRES

WARRANTS PAID

As of December 31, 2020

Type	Date	Num	Name	Memo	Split	Debit	Credit	Balance
PNC GENERAL FUND								
Check	12/02/2020	1257	Corrigan Electric Co.		Maintenance		297.86	77,390.81
Check	12/02/2020	1258	SAF-TLCO		Signs		498.75	77,092.95
Deposit	12/02/2020			Deposit		76.20		76,594.20
Check	12/03/2020	ACHS	SPECTRUM BUSINESS		Christmas Decorations			76,670.40
Check	12/07/2020	ACHS	24HOURWRISTBANDS .COM		Internet and Cable			76,567.15
Check	12/07/2020	DEBIT	HOME DEPOT		Covid Purchases		1,691.43	74,875.72
Check	12/08/2020	ACHS	24HOURWRISTBANDS .COM		Repairs and Maintenance		4.22	74,871.50
Check	12/08/2020	ACHS	24HOURWRISTBANDS .COM		Covid Purchases		18.00	74,853.50
Check	12/09/2020	1266	AMLUNG LAWN CARE LLC		Covid Purchases		43.00	74,810.50
Check	12/09/2020	1259	DARRELL G. WADDELL	8/7,8/18,8/26	Maintenance		975.00	73,835.50
Check	12/09/2020	1255	KIMBERLY L. M. BLOOMER	MONTHLY PAY	Webite Maintenance		49.00	73,786.50
Check	12/09/2020	ACHS	LOUISVILLE WATER	MONTHLY PAY	-SPLIT-		261.51	73,524.99
Check	12/09/2020	ACHS	LOUISVILLE WATER		Water for Parks		92.76	73,432.23
Check	12/09/2020	1260	TERESA C. RENNINGER		Water		44.60	73,387.63
Check	12/09/2020	1261	TROY E. ESKRIDGE JR.	MONTHLY PAY	Elected Officials Pay		350.00	73,037.63
Check	12/09/2020	1262	UNDERWOOD & ASSOCIATES ...	MONTHLY PAY	Elected Officials Pay		350.00	72,687.63
Paycheck	12/09/2020	1263	MICHAEL H BOLTON	MONTHLY PAY	Accounting and Bank Fees		850.00	71,837.63
Paycheck	12/09/2020	1265	TERRY R McALLISTER		-SPLIT-		318.97	71,518.66
Check	12/09/2020	1264	VOID		-SPLIT-		547.49	70,971.17
Check	12/09/2020	1267	VERIZON	486256313-00001	Elected Officials Pay	0.00		70,971.17
Check	12/09/2020	1268	VICTOR MATHIS FLORIST	011507	Air Card / Cell Phone		120.03	70,851.14
Check	12/09/2020	1269	ECO-TECH, LLC	678400	Supplies		81.95	70,769.19
Liability Check	12/10/2020		QuickBooks Payroll Service	Created by Payroll ...	Sanitation		3,476.30	67,292.89
Check	12/10/2020		QuickBooks Payroll Service	Created by Direct D...	-SPLIT-		4,522.41	62,770.48
Check	12/11/2020	DIR DE...	CHRISTINE M. BOHNENKAMP	MONTHLY PAY	Payroll Expenses		3.50	62,766.98
Check	12/11/2020	DIR DE...	DONNA M. NICHOLS	MONTHLY PAY	Elected Officials Pay		350.00	62,416.98
Paycheck	12/11/2020	DD1204	BRIAN E. GINGERICH		Elected Officials Pay		350.00	62,066.98
Paycheck	12/11/2020	DD1206	GARY L.PHELPS		-SPLIT-	0.00		62,066.98
Paycheck	12/11/2020	DD1209	STEPHEN R GRIFFIN		-SPLIT-	0.00		62,066.98
Paycheck	12/11/2020	DD1207	KEVIN G MILLS		-SPLIT-	0.00		62,066.98
Paycheck	12/11/2020	DD1205	DAVID W FIECHTER		-SPLIT-	0.00		62,066.98
Paycheck	12/11/2020	DD1208	MARY SUSAN STIVERS		-SPLIT-	0.00		62,066.98
Check	12/11/2020	ACHS	SMARTUV.SHOP		Covid Purchases		979.98	61,087.00
Check	12/14/2020	DEBIT	RAYCOP NORTH AMERICA		Covid Purchases		341.96	60,745.04
Check	12/14/2020	DEBIT	MICROSOFT STORE		Covid Purchases		741.93	60,003.11
Check	12/15/2020	DEBIT	STAPLES	OFFICE SUPPLIES	Office Supplies		19.91	59,983.20
Check	12/15/2020	ACHS	KROGER		Postage, Mailing Service		110.00	59,873.20
Deposit	12/17/2020			Deposit	-SPLIT-	25.26		59,898.46
Liability Check	12/18/2020	eftps	United States Treasury	61-1036950	-SPLIT-		3,926.52	55,971.94
Liability Check	12/18/2020	1270	KENTUCKY STATE TREASURER	131020	-SPLIT-		544.14	55,427.80
Check	12/18/2020	1271	TAMMY R. BAKER PLLC		-SPLIT-		300.00	55,127.80
Check	12/19/2020	DEBIT	UPLINK		Legal Fees		4.95	55,122.85
Check	12/21/2020	DEBIT	KENTUCKY ASSOCIATION OF ...	MEMBERSHIP	Computer Updates / Maint...		100.00	55,022.85
Check	12/22/2020	DEBIT	LG & E	TAYLORSVILLE R...	KACP Membership		32.72	54,990.13
Check	12/22/2020	DEBIT	LG & E	HAVILAND MUNICI...	Electric for Streets		34.00	54,956.13
Check	12/22/2020	DEBIT	LG & E	STREET LAMPS	Electric for Parks		1,511.11	53,445.02
Check	12/22/2020	DEBIT	LG & E	CITY HALL	Electric for Streets		104.63	53,340.39
Check	12/23/2020	DEBIT	LG & E	HURSTBOURNE E...	Electric for Streets		32.30	53,308.09

CITY OF HURSTBOURNE ACRES
WARRANTS PAID

As of December 31, 2020

Type	Date	Num	Name	Memo	Split	Debit	Credit	Balance
Liability Check	12/23/2020		QuickBooks Payroll Service	Created by Payroll ...	-SPLIT-			48,761.41
Deposit	12/23/2020			Deposit	Telecommunications Tax	635.75	4,546.88	49,397.16
Paycheck	12/24/2020	DD1210	BRIAN E. GINGERICH	Direct Deposit	-SPLIT-	0.00		49,397.16
Paycheck	12/24/2020	DD1211	DAVID W FIECHTER	Direct Deposit	-SPLIT-	0.00		49,397.16
Paycheck	12/24/2020	DD1212	GARY L PHELPS	Direct Deposit	-SPLIT-	0.00		49,397.16
Paycheck	12/24/2020	DD1213	KEVIN G MILLS	Direct Deposit	-SPLIT-	0.00		49,397.16
Paycheck	12/24/2020	DD1214	MARY SUSAN STIVERS	Direct Deposit	-SPLIT-	0.00		49,397.16
Paycheck	12/24/2020	DD1215	STEPHEN R GRIFFIN	Direct Deposit	-SPLIT-	0.00		49,397.16
Check	12/26/2020	ACHS	SUPERFLEET MASTERCARD	NOVEMBER FUEL	Fuel		289.98	49,107.18
Check	12/31/2020	1272	NUNNLEA C/O BEAUTIFICATIO...	City Hall Rent	Rent		650.00	48,457.18
Check	12/31/2020	DEBIT	MURPHY'S CUSTOMS INC	TAURUS-OIL CHA...	Maintenance		740.00	47,717.18
Check	12/31/2020	1283	HOME DEPOT	TAPE FOR OFFICE	Office Supplies		18.80	47,698.38
Total PNC GENERAL FUND						737.21	30,429.64	47,698.38
TOTAL						737.21	30,429.64	47,698.38

CITY OF HURSTBOURNE ACRES
Payroll Summary
 December 2020

	MICHAEL H BOLTON	STEPHEN R GRIFFIN	TERRY R McALLISTER	TOTAL
Employee Wages, Taxes and Adjustments				
Gross Pay				
City Clerk's Pay	367.50	0.00	0.00	367.50
Mayor's Pay	0.00	0.00	630.00	630.00
Chief's Pay	0.00	2,890.00	0.00	2,890.00
Court Pay	0.00	0.00	0.00	50.00
Officer's Pay	0.00	0.00	0.00	7,017.50
Sergeant's Pay	0.00	0.00	0.00	2,160.00
Total Gross Pay	367.50	2,890.00	630.00	13,115.00
Adjusted Gross Pay	367.50	2,890.00	630.00	13,115.00
Taxes Withheld				
Federal Withholding	-5.00	-296.00	0.00	-1,341.00
Medicare Employee	-5.33	-41.90	-9.13	-190.14
Social Security Employee	-22.78	-179.18	-39.06	-813.15
IN - Withholding	0.00	-93.34	0.00	-93.34
KY - Withholding	-7.33	0.00	-20.46	-438.17
IN - Counties Tax	0.00	-57.80	0.00	-57.80
LOU-NON RESIDENT	0.00	-41.90	0.00	-41.90
LOU-RESIDENT	-8.09	0.00	-13.86	-224.95
Medicare Employee Addl Tax	0.00	0.00	0.00	0.00
Total Taxes Withheld	-48.53	-710.12	-82.51	-3,200.45
Net Pay	318.97	2,179.88	547.49	9,914.55
Employer Taxes and Contributions				
Federal Unemployment	0.00	0.00	0.00	11.59
Medicare Company	5.33	41.90	9.13	190.14
Social Security Company	22.78	179.18	39.06	813.15
KY - Unemployment Company	2.57	0.00	4.41	20.50
KY - Surcharge	0.00	0.00	0.00	0.00
Total Employer Taxes and Contributions	30.68	221.08	52.60	1,035.38

CITY OF HURSTBOURNE ACRES
Payroll Summary
 December 2020

	BRIAN E. GINGERICH	DAVID W FIECHTER	GARY L PHELPS	KEVIN G MILLS	MARY SUSAN STIVERS
Employee Wages, Taxes and Adjustments					
Gross Pay					
City Clerk's Pay	0.00	0.00	0.00	0.00	0.00
Mayor's Pay	0.00	0.00	0.00	0.00	0.00
Chief's Pay	0.00	0.00	0.00	0.00	0.00
Court Pay	0.00	0.00	0.00	50.00	0.00
Officer's Pay	1,932.00	1,957.50	1,656.00	0.00	1,472.00
Sergeant's Pay	0.00	0.00	0.00	2,160.00	0.00
Total Gross Pay	1,932.00	1,957.50	1,656.00	2,210.00	1,472.00
Adjusted Gross Pay	1,932.00	1,957.50	1,656.00	2,210.00	1,472.00
Taxes Withheld					
Federal Withholding	-66.00	-185.00	-148.00	-215.00	-426.00
Medicare Employee	-28.01	-28.38	-24.01	-32.04	-21.34
Social Security Employee	-119.79	-121.37	-102.68	-137.02	-91.27
IN - Withholding	0.00	0.00	0.00	0.00	0.00
KY - Withholding	-86.40	-87.68	-72.60	-100.30	-63.40
IN - Counties Tax	0.00	0.00	0.00	0.00	0.00
LOU-NON RESIDENT	0.00	0.00	0.00	0.00	0.00
LOU-RESIDENT	-42.50	-43.07	-36.43	-48.62	-32.38
Medicare Employee Addl Tax	0.00	0.00	0.00	0.00	0.00
Total Taxes Withheld	-342.70	-465.50	-383.72	-532.98	-634.39
Net Pay	1,589.30	1,492.00	1,272.28	1,677.02	837.61
Employer Taxes and Contributions					
Federal Unemployment	11.59	0.00	0.00	0.00	0.00
Medicare Company	28.01	28.38	24.01	32.04	21.34
Social Security Company	119.79	121.37	102.68	137.02	91.27
KY - Unemployment Company	13.52	0.00	0.00	0.00	0.00
KY - Surcharge	0.00	0.00	0.00	0.00	0.00
Total Employer Taxes and Contributions	172.91	149.75	126.69	169.06	112.61

CITY OF HURSTBOURNE ACRES
Payroll Summary
 July through December 2020

	STEPHEN R GRIFFIN	TERRY R McALLISTER	TOTAL
Employee Wages, Taxes and Adjustments			
Gross Pay			
City Clerk's Pay	0.00	0.00	2,205.00
Mayor's Pay	0.00	3,780.00	3,780.00
Chief's Pay	18,651.00	0.00	18,651.00
Court Pay	0.00	0.00	50.00
Lieutenant's Pay	0.00	0.00	6,465.00
Officer's Pay	0.00	0.00	44,892.50
Sergeant's Pay	0.00	0.00	13,750.00
Total Gross Pay	18,651.00	3,780.00	89,733.50
Adjusted Gross Pay	18,651.00	3,780.00	89,733.50
Taxes Withheld			
Federal Withholding	-1,913.00	0.00	-10,494.10
Medicare Employee	-270.43	-54.81	-1,301.12
Social Security Employee	-1,156.36	-234.36	-5,563.48
IN - Withholding	-602.45	0.00	-602.45
KY - Withholding	0.00	-122.76	-3,047.60
IN - Counties Tax	-373.02	0.00	-373.02
LOU-NON RESIDENT	-270.44	0.00	-364.20
LOU-RESIDENT	0.00	-83.16	-1,421.59
Medicare Employee Addl Tax	0.00	0.00	0.00
Total Taxes Withheld	-4,585.70	-495.09	-23,167.56
Additions to Net Pay			
Telephone Reimbursement	150.00	0.00	150.00
Training Reimbursement	0.00	0.00	786.45
Total Additions to Net Pay	150.00	0.00	936.45
Net Pay	14,215.30	3,284.91	67,502.39
Employer Taxes and Contributions			
Federal Unemployment	0.00	0.00	26.33
Medicare Company	270.43	54.81	1,301.12
Social Security Company	1,156.36	234.36	5,563.48
KY - Unemployment Company	0.00	26.46	122.54
KY - Surcharge	0.00	0.00	0.00
Total Employer Taxes and Contributions	1,426.79	315.63	7,013.47

CITY OF HURSTBOURNE ACRES
Payroll Summary
 July through December 2020

	BRIAN E. GINGERICH	CHRISTOPHER C FLOWE...	DAVID W FIECHTER	EDDIE W MUNDO
Employee Wages, Taxes and Adjustments				
Gross Pay				
City Clerk's Pay	0.00	0.00	0.00	0.00
Mayor's Pay	0.00	0.00	0.00	0.00
Chief's Pay	0.00	0.00	0.00	0.00
Court Pay	0.00	0.00	0.00	0.00
Lieutenant's Pay	0.00	6,465.00	0.00	0.00
Officer's Pay	4,389.00	0.00	13,280.50	7,751.00
Sergeant's Pay	0.00	0.00	0.00	0.00
Total Gross Pay	4,389.00	6,465.00	13,280.50	7,751.00
Adjusted Gross Pay	4,389.00	6,465.00	13,280.50	7,751.00
Taxes Withheld				
Federal Withholding	-116.00	-686.00	-1,269.00	-1,454.10
Medicare Employee	-63.64	-93.74	-192.56	-112.39
Social Security Employee	-272.12	-400.83	-823.39	-480.56
IN - Withholding	0.00	0.00	0.00	0.00
KY - Withholding	-188.85	-282.45	-597.73	-334.83
IN - Counties Tax	0.00	0.00	0.00	0.00
LOU-NON RESIDENT	0.00	-93.76	0.00	0.00
LOU-RESIDENT	-96.56	0.00	-292.18	-170.51
Medicare Employee Addl Tax	0.00	0.00	0.00	0.00
Total Taxes Withheld	-737.17	-1,556.78	-3,174.86	-2,552.39
Additions to Net Pay				
Telephone Reimbursement	0.00	0.00	0.00	0.00
Training Reimbursement	0.00	0.00	0.00	786.45
Total Additions to Net Pay	0.00	0.00	0.00	786.45
Net Pay	3,651.83	4,908.22	10,105.64	5,985.06
Employer Taxes and Contributions				
Federal Unemployment	26.33	0.00	0.00	0.00
Medicare Company	63.64	93.74	192.56	112.39
Social Security Company	272.12	400.83	823.39	480.56
KY - Unemployment Company	30.72	0.00	0.00	34.76
KY - Surcharge	0.00	0.00	0.00	0.00
Total Employer Taxes and Contributions	392.81	494.57	1,015.95	627.71

CITY OF HURSTBOURNE ACRES
Payroll Summary
 July through December 2020

	GARY L PHELPS	KEVIN G MILLS	MARY SUSAN STIVERS	MICHAEL H BOLTON
Employee Wages, Taxes and Adjustments				
Gross Pay				
City Clerk's Pay	0.00	0.00	0.00	2,205.00
Mayor's Pay	0.00	0.00	0.00	0.00
Chief's Pay	0.00	0.00	0.00	0.00
Court Pay	0.00	50.00	0.00	0.00
Lieutenant's Pay	0.00	0.00	0.00	0.00
Officer's Pay	8,510.00	0.00	10,902.00	0.00
Sergeant's Pay	0.00	13,750.00	0.00	0.00
Total Gross Pay	8,510.00	13,800.00	10,902.00	2,205.00
Adjusted Gross Pay	8,510.00	13,800.00	10,902.00	2,205.00
Taxes Withheld				
Federal Withholding	-768.00	-1,329.00	-2,929.00	-30.00
Medicare Employee	-123.39	-200.10	-158.08	-31.98
Social Security Employee	-527.62	-855.60	-675.93	-136.71
IN - Withholding	0.00	0.00	0.00	0.00
KY - Withholding	-374.50	-623.70	-478.80	-43.98
IN - Counties Tax	0.00	0.00	0.00	0.00
LOU-NON RESIDENT	0.00	0.00	0.00	0.00
LOU-RESIDENT	-187.21	-303.60	-239.83	-48.54
Medicare Employee Addl Tax	0.00	0.00	0.00	0.00
Total Taxes Withheld	-1,980.72	-3,312.00	-4,481.64	-291.21
Additions to Net Pay				
Telephone Reimbursement	0.00	0.00	0.00	0.00
Training Reimbursement	0.00	0.00	0.00	0.00
Total Additions to Net Pay	0.00	0.00	0.00	0.00
Net Pay	6,529.28	10,488.00	6,420.36	1,913.79
Employer Taxes and Contributions				
Federal Unemployment	0.00	0.00	0.00	0.00
Medicare Company	123.39	200.10	158.08	31.98
Social Security Company	527.62	855.60	675.93	136.71
KY - Unemployment Company	15.17	0.00	0.00	15.43
KY - Surcharge	0.00	0.00	0.00	0.00
Total Employer Taxes and Contributions	666.18	1,055.70	834.01	184.12



AB 02 105542 35172 H 355 A 100000

CITY OF HURSTBOURNE ACRES
ATTN GENERAL FUND
C/O TERRY MCALLISTER
PO BOX 24004
LOUISVILLE KY 40224-0004



Portfolio Summary

Total Portfolio Value

\$745,029.48

1 Month Ago	\$739,460.37
1 Year Ago	\$824,435.29
3 Years Ago	\$1,040,769.77
5 Years Ago	\$953,811.65

Rules of the Road: Focus on What You Can Control

You can't control market fluctuations, the economy or the political environment. Instead, you should base your decisions on time-tested investment principles, which include diversifying your portfolio, owning quality investments and maintaining a long-term perspective.

Your 2020 Tax Forms from Edward Jones


Edward Jones will furnish all Forms 1099-R and 1099-Q by Jan. 31, 2021, and all Consolidated 1099 Tax Statements by Feb. 15, 2021, per IRS requirements. Your Consolidated 1099 Tax Statement may not be final as of Feb. 15 if we have not received final information from issuers. All forms will be finalized by March 15. Visit us at edwardjones.com/taxcenter to learn more about your Edward Jones tax forms.

Overview of Accounts

Accounts	Account Holder	Account Number	Value 1 Year Ago	Current Value
Association Account Select	City of Hurstbourne Acres	637-05769-1-7	\$481,034.97	\$456,196.06
Association Account Select	City of Hurstbourne Acres	637-05074-1-7	\$343,400.32	\$288,833.42
Total Accounts			\$824,435.29	\$745,029.48

Although account information is provided on this page, it does not guarantee an actual statement was produced. Refer to your account statement for the exact registration and more specific details regarding each account.

Important disclosures, such as Statement of Financial Condition, Conditions that Govern Your Account, Account Safety, Errors, Complaints, Withholding, Free Credit Balance, Fair Market Value or Terminology, relating to your account(s) are available on the last page of this package or at www.edwardjones.com/statementdisclosures.





City of Hurstbourne Acres
 Attn General Fund
 C/O Terry McAllister

Stay on Track in 2021

As this unprecedented year winds down, it's a great time to reflect on what changed and where you're headed. Your financial advisor is there to help you evaluate your finances, make changes if needed and keep you on track. Contact your financial advisor to help ensure 2021 starts off right.

Association - Select Portfolio Objective - Account: Income Focus

Account Value	
\$456,196.06	
1 Month Ago	\$454,848.36
1 Year Ago	\$481,034.97
3 Years Ago	\$529,005.67
5 Years Ago	\$535,197.88

Value Summary		
	This Period	This Year
Beginning value	\$454,848.36	\$481,034.97
Assets added to account	0.00	0.00
Assets withdrawn from account	0.00	-50,000.00
Fees and charges	0.00	0.00
Change in value	1,347.70	25,161.09
Ending Value	\$456,196.06	

For more information regarding the Value Summary section, please visit www.edwardjones.com/mystatementguide.

Asset Details (as of Dec 31, 2020)

additional details at www.edwardjones.com/access

Assets Held At Edward Jones

	Current Yield/Rate	Beginning Balance	Deposits	Withdrawals	Ending Balance
Money Market	0.01%*	\$20,332.85	\$0.33	---	\$20,333.18

* The average yield on the money market fund for the past seven days.

Certificates of Deposit	Maturity Date	Maturity Value	Cost Basis	Unrealized Gain/Loss	Value
Ally Bk Sandy Utah 3.00%	9/7/2021*	1,000.00	999.98	20.23	1,020.21

* This investment has an option that allows executor(s), surviving owner(s), or beneficiary(ies) to redeem it at par value upon your death subject to limitations. See the prospectus or banking agreement for additional information.

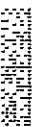


Asset Details (continued)

Taxable Municipal Bonds	Maturity Date	Maturity Value	Cost Basis	Unrealized Gain/Loss	Value
Paducah KY Indpt Sch Dist Fin 5.00%	12/1/2030	5,000.00	5,062.12	94.08	5,156.20
New Orleans La Pub Impt GO A 4.00%	12/1/2036	10,000.00	9,984.54	855.16	10,839.70
Fairfield Ohio City Sch Dist 3.476%	11/1/2044	20,000.00	20,518.75	260.65	20,779.40
Federally Tax Exempt Municipal Bonds	Maturity Date	Maturity Value	Cost Basis	Unrealized Gain/Loss	Value
Interest received on Federally Tax Exempt Municipal Bonds is generally exempt from federal income tax. However, income may be subject to federal alternative minimum tax (AMT) and state taxes. Consult with your qualified tax professional about your situation.					
Dallas Ft Worth TX INTL Arpt 5.00%	11/1/2021 ²	5,000.00	5,115.46	79.04	5,194.50
Steuben Lakes Regl Wst In Rev 4.00%	9/1/2023 ²	20,000.00	20,023.83	1,943.17	21,967.00
Union Cnty NJ Utils Auth Rev 4.75%	12/1/2031	5,000.00	5,109.91	24.04	5,133.95
Syracuse NY Arpt Ser A GO 5.00%	11/1/2036	5,000.00	5,109.43	46.32	5,155.75
Laramie Cnty WY Hosp Rev Regl 4.375%	5/1/2037	10,000.00	10,060.38	25.92	10,086.30
MO St Hlth & Edl Facs Auth Hlt 5.00%	2/15/2043	10,000.00	10,286.08	108.02	10,394.10
Amer Mun Pwr Ohio Inc Rev Amp 4.375%	2/15/2044	5,000.00	5,088.00	83.05	5,171.05
Orange Cnty FL Rev Rfdg Ser B 4.00%	10/1/2045	25,000.00	24,061.07	3,628.43	27,689.50
Louisville & Jefferson Cnty KY 3.00%	5/15/2046	20,000.00	19,865.86	1,236.34	21,102.20
Wisconsin St Auth Rev 2016A 4.00%	11/15/2046	10,000.00	9,979.44	1,255.06	11,234.50

² This bond includes a feature that requires the issuer to redeem the bond on the date displayed above. This is known as the prerefunding date. Contact your Financial Advisor for more information.

Bonds with par value other than \$1000	Price	Maturity Value	Cost Basis	Unrealized Gain/Loss	Value
Tennessee Valley Auth Parrs	25.55	46,900.00	49,909.77	-1,977.97	47,931.80
Unit Trusts	Price	Quantity	Cost Basis	Unrealized Gain/Loss	Value
Invesco Bld Amer BD Incm Tr 44	833.59	35	29,628.38	-452.73	29,175.65
VK Bld America Bds Incm Tr 12	438.71	50	24,625.98	-2,690.48	21,935.50



108542 2/5



Asset Details (continued)

Unit Trusts	Price	Quantity	Cost Basis	Unrealized Gain/Loss	Value
VK Build Amer Bonds Income #23	411.61	100	48,896.10	-7,735.10	41,161.00
Mutual Funds	Price	Quantity	Cost Basis	Unrealized Gain/Loss	Value
Franklin Fed Tax-Free Inc A1	12.31	10,945.132	136,971.56	-2,236.99	134,734.57
Total Account Value					\$456,196.06

Cost basis is the amount of your investment for tax purposes and is used to calculate gain or loss upon sale or other disposition of a security. It is not a measure of performance. The cost basis amounts on your statement should not be relied upon for tax preparation purposes. Cost basis information may be from outside sources and has not been verified for accuracy. Refer to your official tax documents for information about reporting cost basis. Consult a qualified tax advisor or an attorney regarding your situation. If you believe the cost basis information is inaccurate, contact Client Relations.

Summary of Realized Gain/Loss

	This Year
Short Term (assets held 1 year or less)	\$0.00
Long Term (held over 1 year)	-1,713.60
Total	-\$1,713.60

Summary totals may not include proceeds from uncosted securities or certain corporate actions.

Investment and Other Activity by Date

Date	Description	Quantity	Amount
12/01	Dividend on Franklin Fed Tax-Free Inc A1 on 10,036.082 Shares at Daily Accrual Rate		\$288.01
12/01	Reinvestment into Franklin Fed Tax-Free Inc A1 @ 12.22	23.569	-288.01
12/01	Interest on New Orleans La Pub Impt GO A Due 12/01/2036 4.000 % on 10,000 @ 0.02		200.00
12/01	Interest on Union Cnty NJ Utils Auth Rev Due 12/01/2031 4.750 % on 5,000 Shares @ 0.02375		118.75
12/01	Interest on Paducah KY Indpt Sch Dist Fin Due 12/01/2030 5.000 % on 5,000 @ 0.025		125.00
12/02	Buy Franklin Fed Tax-Free Inc A1 @ 12.64 \$100,000 Breakpt; 3.24% Chrg	9.395	-118.75
12/02	Buy Franklin Fed Tax-Free Inc A1 @ 12.64 \$100,000 Breakpt; 3.25% Chrg	9.889	-125.00
12/02	Buy Franklin Fed Tax-Free Inc A1 @ 12.64 \$100,000 Breakpt; 3.24% Chrg	15.823	-200.00
12/28	Principal on VK Bld America Bds Incm Tr 12 on 50 Shares @ 9.75		487.50
12/28	Interest on VK Bld America Bds Incm Tr 12 on 50 Shares @ 1.57		78.50
12/28	Principal on VK Build Amer Bonds Income #23 on 100 Shares @ 99.26		9,926.00
12/28	Interest on VK Build Amer Bonds Income #23 on 100 Shares @ 1.92		192.00
12/28	Interest on Invesco Bld Amer BD Incm Tr 44 on 35 Shares @ 3.55		124.25
12/29	Buy Franklin Fed Tax-Free Inc A1 @ 12.71 \$100,000 Breakpt; 3.22% Chrg	9.776	-124.25



00242551W



Investment and Other Activity by Date (continued)

Date	Description	Quantity	Amount
12/29	Buy Franklin Fed Tax-Free Inc A1 @ 12.71 \$100,000 Breakpt; 3.23% Chrg	44.532	-566.00
12/29	Buy Franklin Fed Tax-Free Inc A1 @ 12.71 \$100,000 Breakpt; 3.23% Chrg	796.066	-10,118.00

Money Market Detail by Date

Beginning Balance on Nov 28					\$20,332.85
Date	Transaction	Description	Deposits	Withdrawals	Balance
12/31	Income	Dividend on Money Market for 42 Days @ 0.01%	0.33		\$20,333.18
Total			\$0.33		
Ending Balance on Dec 31					\$20,333.18

Your Relationship and Mailing Group(s)

Relationship – You have asked us to combine the accounts listed below for planning purposes as we work with you to achieve your financial goals. This means that information about these accounts and your goals and objectives may be shared with and accessible by each owner and authorized party in the relationship, including through Edward Jones Online Access and Edward Jones reports.

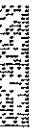
Mailing Group – You have also asked us to combine certain information about the accounts listed below into the mailing group(s) below for delivery purposes. Information for accounts within the same mailing group may be included in one envelope and mailed to the mailing group address. We may still send certain information directly to the account owners, as we believe appropriate.

Account Number	Account Owner(s)	Account Type	Mailing Group Address
XXX-XX769-1-7	City of Hurstbourne Acres	Association Account Select	CITY OF HURSTBOURNE ACRES ATTN GENERAL FUND C/O TERRY MCALLISTER PO BOX 24004 LOUISVILLE KY 40224-0004
XXX-XX074-1-7	City of Hurstbourne Acres	Association Account Select	

For more information on this relationship or mailing group(s), please visit www.edwardjones.com/disclosures. If you wish to make changes to either the relationship(s) or mailing group(s), please contact your financial advisor.

Interested Parties

As you requested, a copy of your statement has been sent to:
Terry McAllister



105542 3/5



City of Hurstbourne Acres
Attn Municipal Aid Road Fund
C/O Terry McAllister

Protect Yourself Against Fraud

Anyone can become a target for fraud. That's why it's important to stay updated on common scams and learn how to avoid becoming a victim. Edward Jones offers a Fraud Awareness and Prevention web page with a list of common scams and tips on protecting yourself against them. Visit edwardjones.com/fraud to help avoid becoming a victim of fraud.

Association - Select
Portfolio Objective - Account: Income Focus

Account Value	
\$288,833.42	
1 Month Ago	\$284,612.01
1 Year Ago	\$343,400.32
3 Years Ago	\$511,764.10
5 Years Ago	\$418,613.77

Value Summary		
	This Period	This Year
Beginning value	\$284,612.01	\$343,400.32
Assets added to account	2,996.00	56,976.76
Assets withdrawn from account	0.00	-127,550.00
Fees and charges	0.00	0.00
Change in value	1,225.41	16,006.34
Ending Value	\$288,833.42	

For more information regarding the Value Summary section, please visit www.edwardjones.com/mystatementguide.

Asset Details (as of Dec 31, 2020)

additional details at www.edwardjones.com/access

Assets Held At Edward Jones

	Current Yield/Rate	Beginning Balance	Deposits	Withdrawals	Ending Balance
Money Market	0.01%*	\$79,393.93	\$22,997.13	—	\$102,391.06

* The average yield on the money market fund for the past seven days.

Taxable Municipal Bonds	Maturity Date	Maturity Value	Cost Basis	Unrealized Gain/Loss	Value
Fort Lauderdale DI Spl Oblig 5.143%	1/1/2023 ²	25,000.00	25,017.15	2,324.85	27,342.00
Bloomfield TWP MI Ltd Tax GO 4.76%	5/1/2023 ²	15,000.00	15,156.84	1,288.26	16,445.10
Berwyn IL Series 2013B GO 5.30%	12/1/2023	20,000.00	20,144.32	2,576.08	22,720.40



W165242020



Asset Details (continued)

Taxable Municipal Bonds	Maturity Date	Maturity Value	Cost Basis	Unrealized Gain/Loss	Value
Lincoln NE W Haymkt Bab GO 4.35%	12/15/2029	10,000.00	9,976.80	2,507.60	12,484.40

² This bond includes a feature that requires the issuer to redeem the bond on the date displayed above. This is known as the prerefunding date. Contact your Financial Advisor for more information.

Federally Tax Exempt Municipal Bonds	Maturity Date	Maturity Value	Cost Basis	Unrealized Gain/Loss	Value
---	----------------------	-----------------------	-------------------	-----------------------------	--------------

Interest received on Federally Tax Exempt Municipal Bonds is generally exempt from federal income tax. However, income may be subject to federal alternative minimum tax (AMT) and state taxes. Consult with your qualified tax professional about your situation.

Canton OH Loc Sch Dist GO 4.25%	5/1/2021 ²	5,000.00	5,011.31	55.69	5,067.00
Steuben Lakes Regl Wst In Rev 4.00%	9/1/2023 ²	20,000.00	19,855.43	2,111.57	21,967.00
Wisconsin St Auth Rev 2016A 4.00%	5/15/2026 ²	5,000.00	4,988.05	962.80	5,950.85
NV Sys Higher Ed Univs Rev Ref 4.00%	7/1/2035	20,000.00	20,276.28	1,063.12	21,339.40
Wisconsin St Auth Rev 2016A 4.00%	11/15/2046	25,000.00	24,940.35	3,145.90	28,086.25

² This bond includes a feature that requires the issuer to redeem the bond on the date displayed above. This is known as the prerefunding date. Contact your Financial Advisor for more information.

Government and Agency Securities	Maturity Date	Maturity Value	Cost Basis	Unrealized Gain/Loss	Value
Tennessee Valley Auth GIB Pwr 5.25%	9/15/2039	10,000.00	10,367.69	4,655.91	15,023.60

Mutual Funds	Price	Quantity	Cost Basis	Unrealized Gain/Loss	Value
Franklin Fed Tax-Free Inc A1	12.31	813.677	10,099.72	-83.36	10,016.36

Total Account Value					\$288,833.42
----------------------------	--	--	--	--	---------------------

Cost basis is the amount of your investment for tax purposes and is used to calculate gain or loss upon sale or other disposition of a security. It is not a measure of performance. The cost basis amounts on your statement should not be relied upon for tax preparation purposes. Cost basis information may be from outside sources and has not been verified for accuracy. Refer to your official tax documents for information about reporting cost basis. Consult a qualified tax advisor or an attorney regarding your situation. If you believe the cost basis information is inaccurate, contact Client Relations.

105542 4/6



Summary of Realized Gain/Loss

	This Year
Short Term (assets held 1 year or less)	-\$448.36
Long Term (held over 1 year)	4,769.72
Total	\$4,321.36

Summary totals may not include proceeds from uncosted securities or certain corporate actions.

Investment and Other Activity by Date

Date	Description	Quantity	Amount
12/01	Dividend on Franklin Fed Tax-Free Inc A1 on 702,537 Shares at Daily Accrual Rate		\$20.15
12/01	Reinvestment into Franklin Fed Tax-Free Inc A1 @ 12.22	1.649	-20.15
12/01	Redeemed Morgantown WV Util Rev Bab 6.375 Due 12/01/36 Full Call	-20,000	20,000.00
12/01	Interest on Morgantown WV Util Rev Bab Due 12/01/2036 6.375 % on 20,000 @ 0.031875		637.50
12/01	Interest on Berwyn IL Series 2013B GO Due 12/01/2023 5.300 % on 20,000 @ 0.0265		530.00
12/02	Buy Franklin Fed Tax-Free Inc A1 @ 12.64 \$100,000 Breakpt; 3.24% Chrg	41.93	-530.00
12/02	Buy Franklin Fed Tax-Free Inc A1 @ 12.64 \$100,000 Breakpt; 3.24% Chrg	50.435	-637.50
12/15	Interest on Lincoln NE W Haymkt Bab GO Due 12/15/2029 4.350 % on 10,000 @ 0.02175		217.50
12/16	Direct Deposit KY Finance Kypayments		2,996.00
12/16	Buy Franklin Fed Tax-Free Inc A1 @ 12.70 \$100,000 Breakpt; 3.23% Chrg	17.126	-217.50

Money Market Detail by Date

Beginning Balance on Nov 28					\$79,393.93
Date	Transaction	Description	Deposits	Withdrawals	Balance
12/01	Deposit		20,000.00		\$99,393.93
12/16	Deposit		2,996.00		\$102,389.93
12/31	Income	Dividend on Money Market for 42 Days @ 0.01%	1.13		\$102,391.06
Total			\$22,997.13		
Ending Balance on Dec 31					\$102,391.06



00242591W



Your Relationship and Mailing Group(s)

Relationship – You have asked us to combine the accounts listed below for planning purposes as we work with you to achieve your financial goals. This means that information about these accounts and your goals and objectives may be shared with and accessible by each owner and authorized party in the relationship, including through Edward Jones Online Access and Edward Jones reports.

Mailing Group – You have also asked us to combine certain information about the accounts listed below into the mailing group(s) below for delivery purposes. Information for accounts within the same mailing group may be included in one envelope and mailed to the mailing group address. We may still send certain information directly to the account owners, as we believe appropriate.

Account Number	Account Owner(s)	Account Type	Mailing Group Address
XXX-XX769-1-7	City of Hurstbourne Acres	Association Account Select	CITY OF HURSTBOURNE ACRES ATTN GENERAL FUND C/O TERRY MCALLISTER PO BOX 24004 LOUISVILLE KY 40224-0004
XXX-XX074-1-7	City of Hurstbourne Acres	Association Account Select	

For more information on this relationship or mailing group(s), please visit www.edwardjones.com/disclosures. If you wish to make changes to either the relationship(s) or mailing group(s), please contact your financial advisor.

Interested Parties

As you requested, a copy of your statement has been sent to:
 Terry McAllister



About Edward Jones

Edward D. Jones & Co., L.P., is dually registered with the Securities and Exchange Commission (SEC) as a broker-dealer and an investment adviser. Edward Jones is also a member of Financial Industry Regulatory Authority (FINRA).

Statement of Financial Condition — Edward Jones' Statement of Financial Condition is available at www.edwardjones.com/about/financial-reports.html, your local office or by mail upon written request.

About Your Account

Account Information — Your account agreement(s) contain the conditions that govern your account. Contact your financial advisor if you have any changes to your financial situation, contact information or investment objectives.

Account Accuracy — If you believe there are errors on your account, promptly notify your financial advisor or Client Relations. To further protect your rights, including rights under the Securities Investor Protection Act (SIPA), re-confirm any oral communication by sending us a letter within 30 days. If you think there is an error with, or you have a question about, your electronic transfers, contact Client Relations.

Complaints about Your Account — If you have a complaint, call Client Relations or send a letter to Edward Jones, Attn: Complaints Investigations, 12555 Manchester Rd., St. Louis, MO 63131.

Pricing — For the most current prices of your investments, contact your financial advisor or visit Online Access. While we believe our pricing information is reliable, some information is provided by third parties and we cannot guarantee its accuracy.

Systematic and Money Market Transactions — Additional transaction details may be available upon written request to Edward Jones, Attn: Trade Operations Dept.

Fair Market Value for Individual Retirement Accounts — Your account's fair market value as of Dec. 31 will be reported to the Internal Revenue Service (IRS) as required by law.

Withholding on Distributions or Withdrawals — Federal law requires Edward Jones to withhold income tax on distribution(s) from your retirement accounts and other plans, unless you elect not to have withholding apply by completing the appropriate form and returning it to the address specified on the form. Your election will remain in effect until you change or revoke it by completing and returning a new form. If you elect not to have withholding or do not have enough income tax withheld from your distributions, or if payments of estimated taxes are not sufficient, you may be responsible for payments of estimated taxes and/or incur penalties as a result. State withholding, if applicable, is subject to the state's withholding requirements.

Fees and Charges — The "Fees and Charges" amount shown in your Value Summary includes the following:

- Account fees (e.g., advisory program asset-based fees and retirement account fees);
- Fees and charges for services (e.g., check reorders and wire transfers); and
- Margin loan interest

This amount does not include transaction-based fees and charges on the purchase or sale of a security or other product (e.g., systematic investing fees, commissions, sales charges, and markups/ markdowns). These fees and charges are shown in the activity section(s) of your statement or on your trade confirmations. For more information, contact your financial advisor.

Rights to Your Money Market Fund, Bank Deposit and Free Credit Balances — The uninvested cash in your account ("Free Credit Balance") is payable on demand. You may instruct us to liquidate your Insured Bank Deposit or Money Market fund balance(s). We will disburse the proceeds to you or place them in your accounts. Your instructions must be made during normal business hours and are subject to the terms and conditions of the account agreement(s).

You can find important disclosures and other information relating to your account(s) at edwardjones.com/disclosures.

CONTACT INFORMATION

Client Relations		Online Access	Other Contacts
Toll Free Phone 800-441-2357	Monday – Friday 7 a.m. – 7 p.m. CT	Online Account Access edwardjones.com/access	Edward Jones Personal MasterCard® 866-874-6711
201 Progress Parkway Maryland Heights, MO 63043		Edward Jones Online Support 800-441-5203	Edward Jones Business MasterCard® 866-874-6712
			Edward Jones VISA Debit Card 888-289-6635

S1EDJ001 Rev 06/19